

Registration, Topic Proposal and Presentation Upload Procedure

SS 2017 TU WIEN

Ao.Univ.Prof. Dr.h.c.mult. Dipl.-Ing. Dr.techn. Branko Katalinic Lectures

Step 1

- ▶ Go to www.daaam.info
- ▶ Scroll to the bottom of the web page
- ▶ Select *Registration for Course* link
- ▶ Fill in the form

Step 1.1

- ▶ You will get retour mail with your entered data and
- ▶ LINK for the "How to prepare Student Exam Presentation"

Step 2

- ▶ Go to www.daaam.info
- ▶ Scroll to the bottom of the web page
- ▶ Select *Proposal of 3 Topics* link
- ▶ Fill in the form

Step 2.1

- ▶ You will get retour mail with acceptance of one or rejection of all proposed topics
- ▶ If rejected, try again with other topics until one of the topics is accepted

Step 2.2


- ▶ Prepare your exam presentation according to the instructions



Haskovic_Damir_311.084.pptx

Step 2.3

- ▶ Create folder with presentation name




Haskovic_Damir_311.084

Step 2.4



Haskovic_Damir_311.084.pptx



Haskovic_Damir_311.084



Other documents:

- References
- Audio
- Video
- Pdf
- Web page links
- Etc...

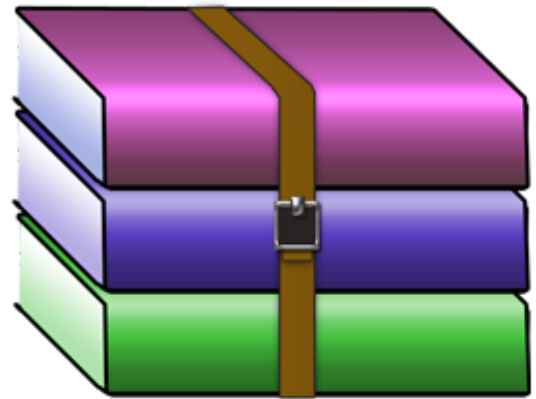


Step 2.5

ZIP / RAR the folder



Haskovic_Damir_311.084



Haskovic_Damir_311.084.zip

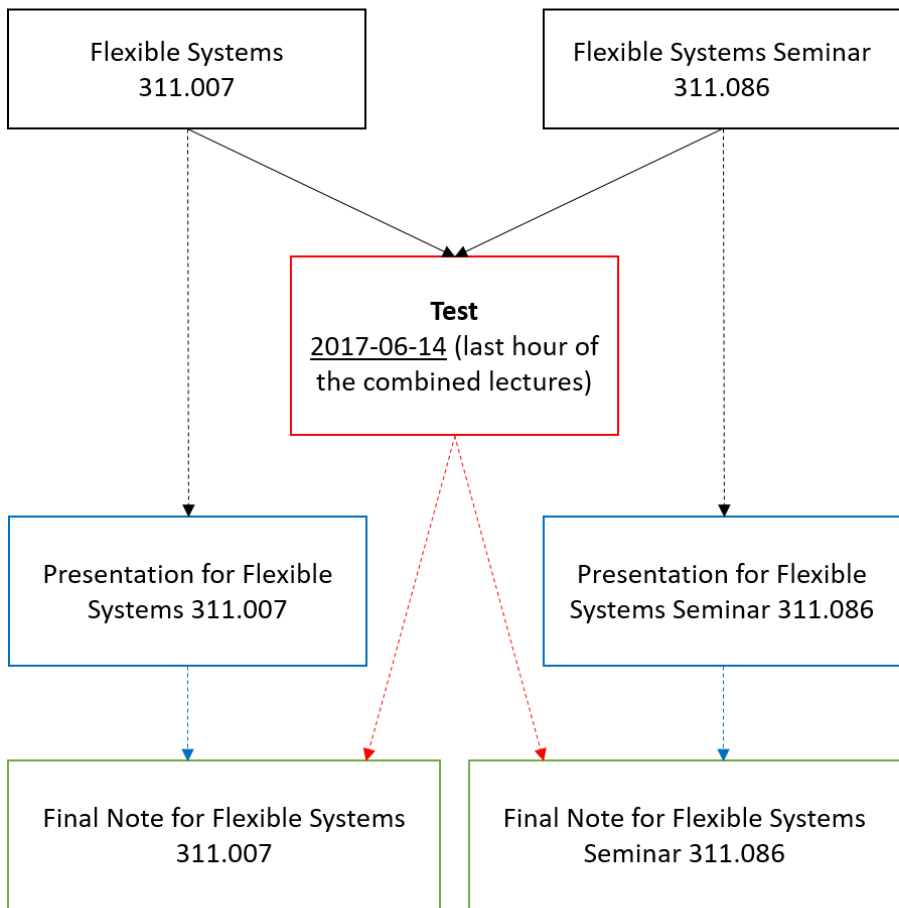
Step 2.6

- ▶ ZIP / RAR file size limit: 200 MB
- ▶ Do not exceed the file size!

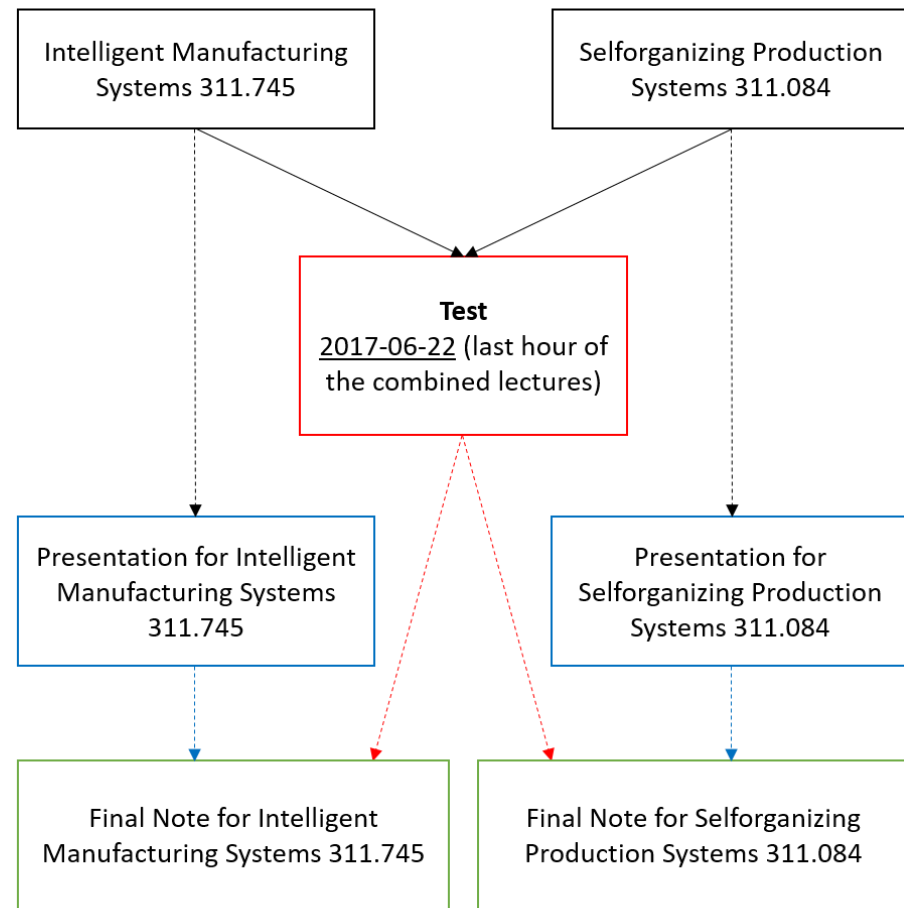
Step 3

- ▶ Go to www.daaam.info
- ▶ Scroll to the bottom of the web page
- ▶ Select *Presentation Upload* link
- ▶ Enter your name, family name, email address and select the course
- ▶ Upload the ZIP / RAR file
- ▶ If you did not receive the confirmation email – try uploading again or contact me

**Combined lectures:
Flexible Systems + Flexible Systems Seminar**



**Combined lectures:
Intelligent Manufacturing Systems + Selforganizing Production Systems**



Help?

- ▶ In case of any confusion, problems or trouble feel free to contact me

- ▶ I am:
 - Mag.ing.mech. Damir Haskovic
 - PhD Student at TU Vienna
 - Email: haskovic.damir@gmail.com